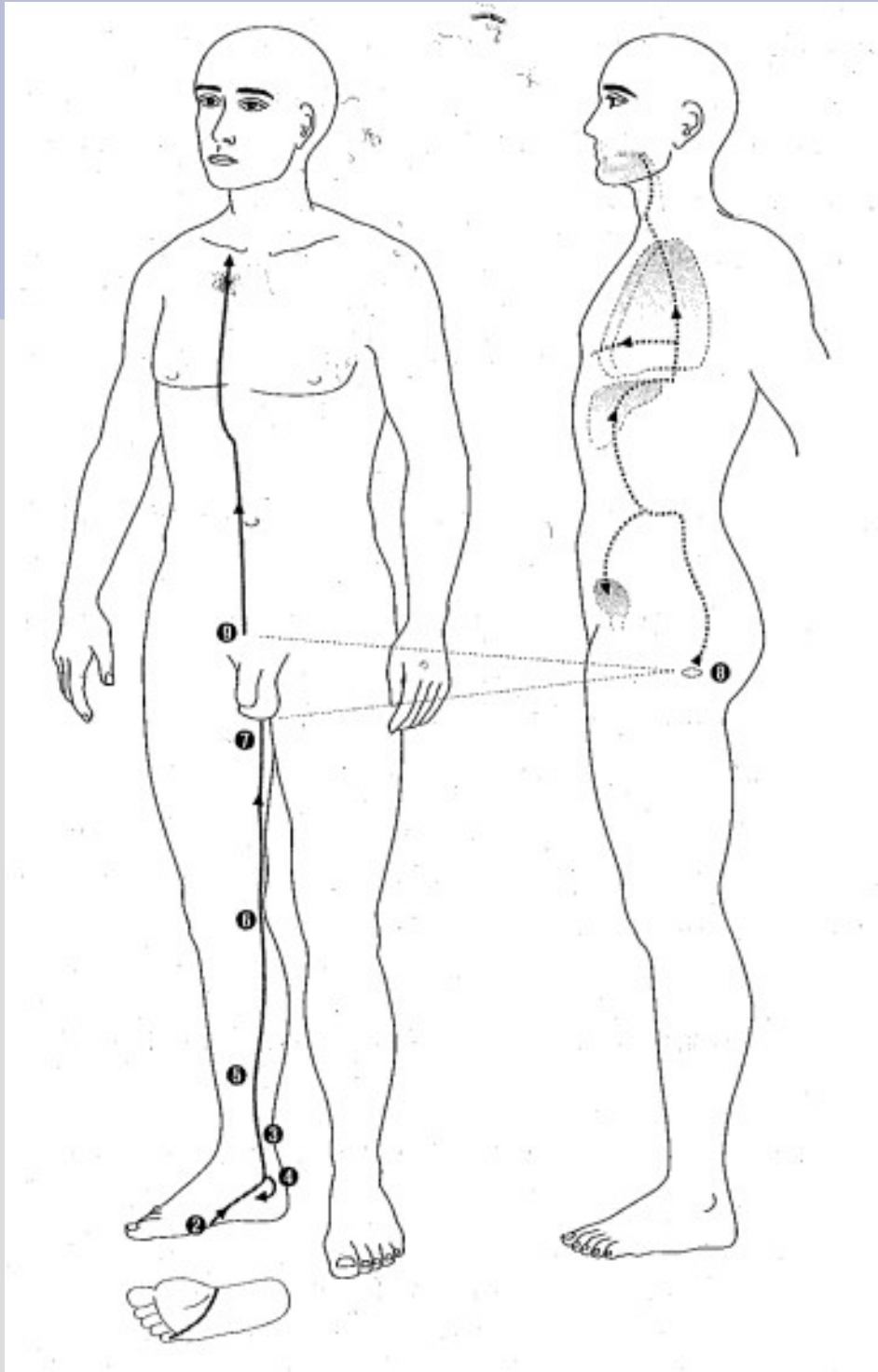


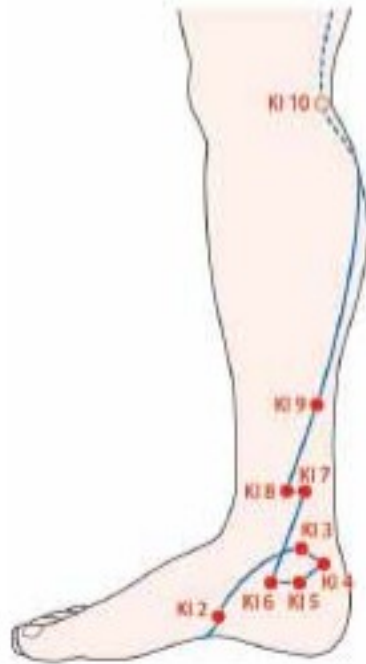
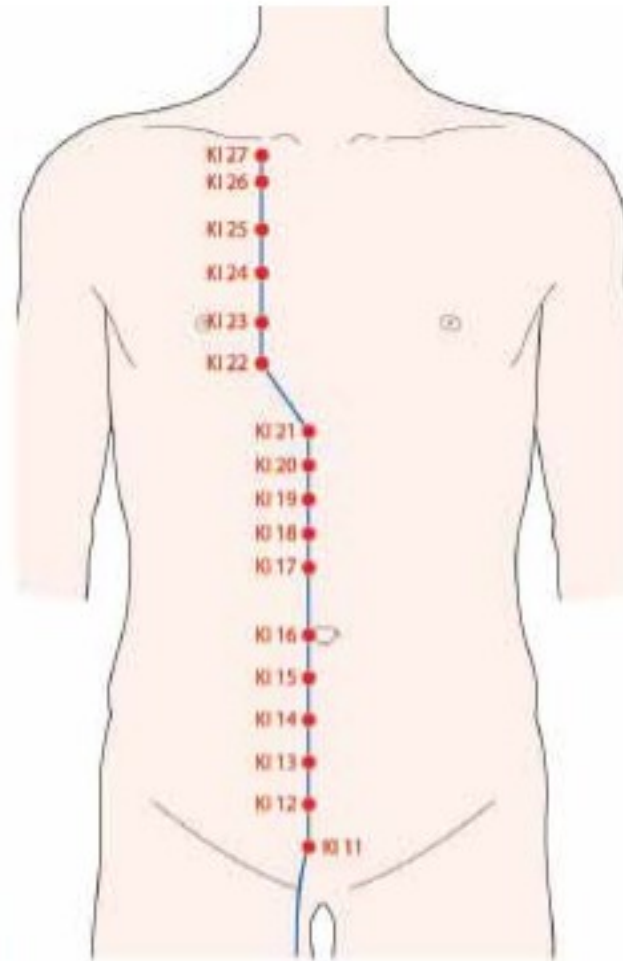
MERIDIANOS PRINCIPALES

Riñón – Shao Yin del pie



ESCUELA CHILENA DE ACUPUNTURA





CUALIDAD	PUNTO
MADERA (D)	
FUEGO	
TIERRA	
METAL (T)	
AGUA	
YUAN	
SHU	
MU	
LUO	
XI	

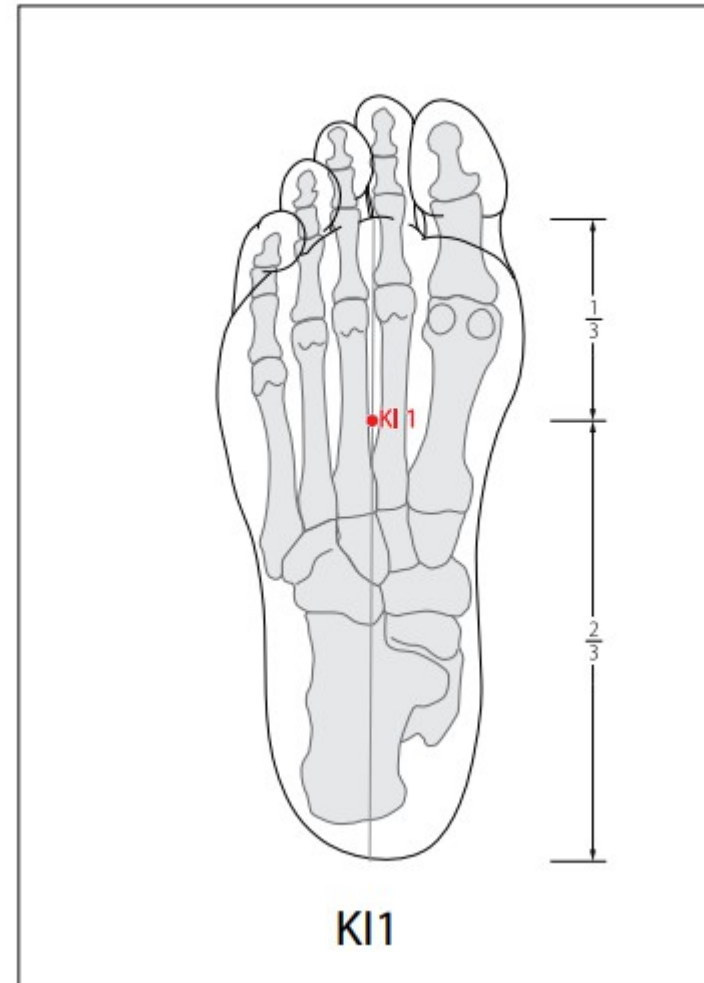
CUALIDAD	PUNTO
Pozo-MADERA (D)	R1
Manantial-FUEGO	R2
Arroyo- TIERRA- Madre	R3
Río-METAL (T)	R7
Mar- AGUA	R10
YUAN	R3
SHU	V23
MU	VB25
LUO	R4
XI	R5

R1 Pozo MADERA (D)

KI1: Yongquan 湧(涌)泉

On the sole of the foot, in the deepest depression of the sole when the toes are flexed.

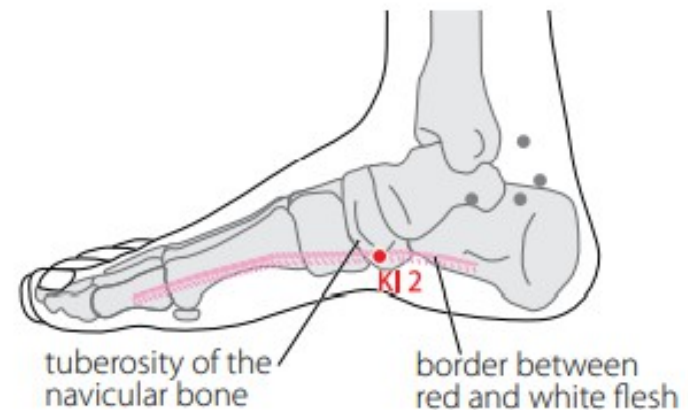
Note: When the toes are flexed, KI1 is located approximately in the depression at the junction of the anterior one third and the posterior two thirds of the line connecting the heel with the web margin between the bases of the second and third toes.



R2 Manantial FUEGO

KI2: Rangu 然谷

On the medial aspect of the foot, inferior to the tuberosity of the navicular bone, at the border between the red and white flesh.

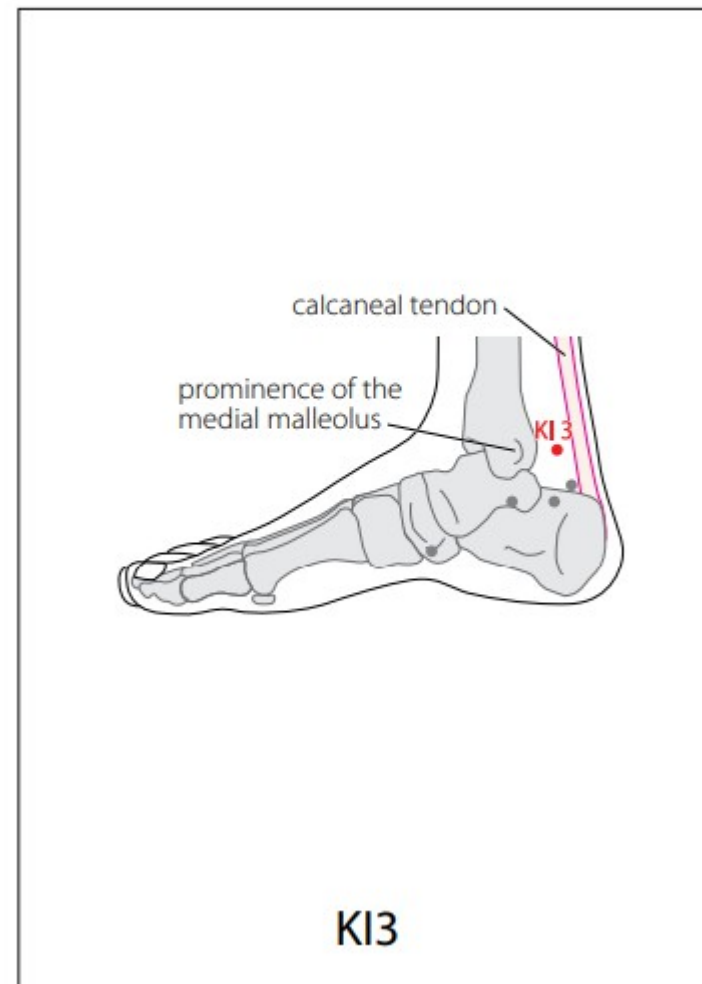


KI2

R3 Arroyo TIERRA

KI3: Taixi 太谿(溪)

On the posteromedial aspect of the ankle, in the depression between the prominence of the medial malleolus and the calcaneal tendon.

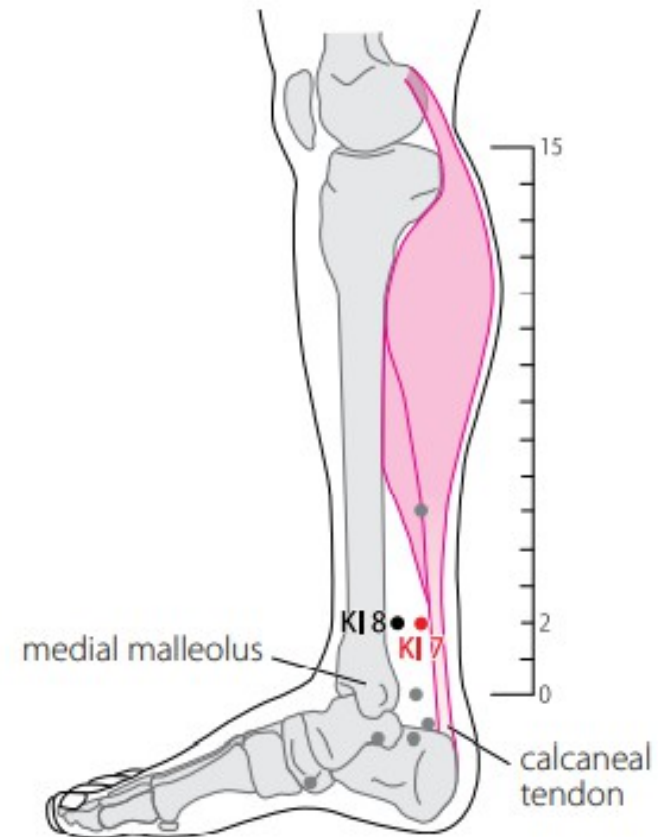


R7 Río METAL (T)

KI7: Fuliu 復(复)溜

On the posteromedial aspect of the leg, anterior to the calcaneal tendon, 2 B-cun superior to the prominence of the medial malleolus.

Note: At the same level and posterior to KI8.

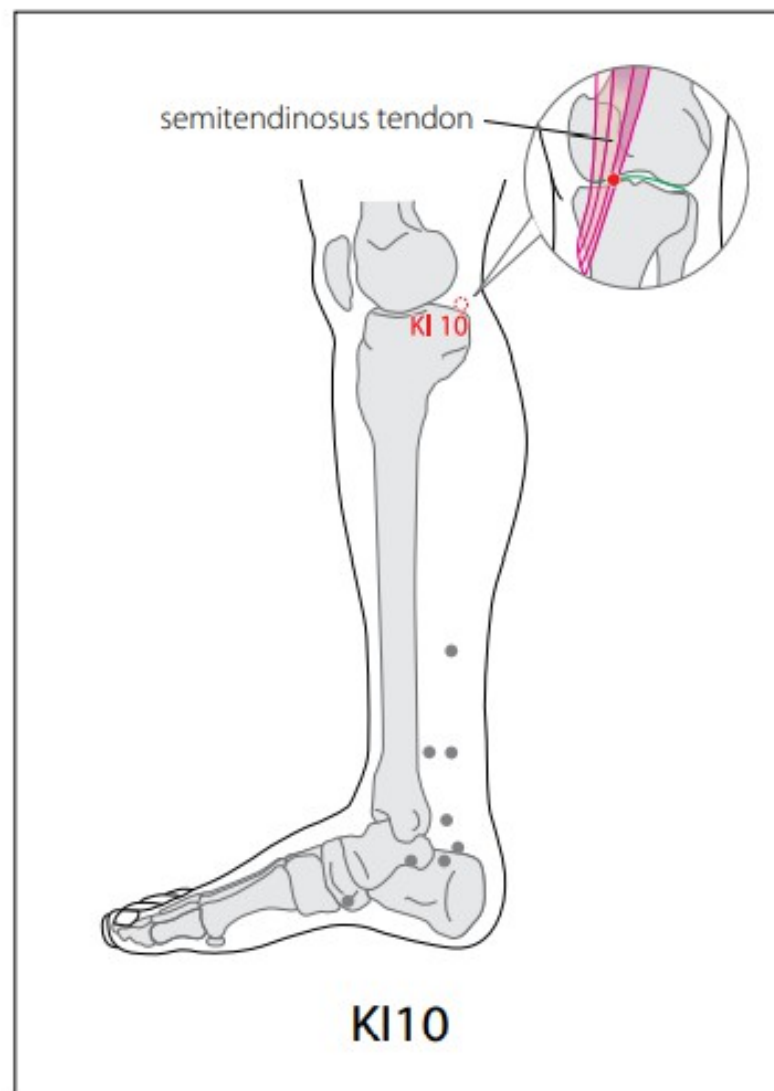


KI7

R10 mar AGUA

KI10: Yingu 陰(阴)谷

On the posteromedial aspect of the knee, just lateral to the semitendinosus tendon, in the popliteal crease.

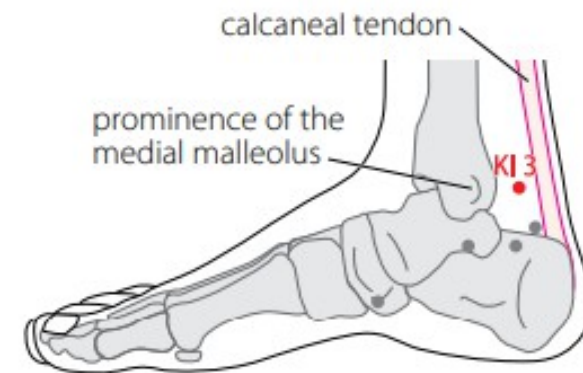


CUALIDAD	PUNTO
Pozo-MADERA (D)	R1
Manantial-FUEGO	R2
Arroyo- TIERRA- Madre	R3
Río-METAL (T)	R7
Mar- AGUA	R10
YUAN	R3
SHU	V23
MU	VB25
LUO	R4
XI	R5

R3 YUAN

KI3: Taixi 太谿(溪)

On the posteromedial aspect of the ankle, in the depression between the prominence of the medial malleolus and the calcaneal tendon.

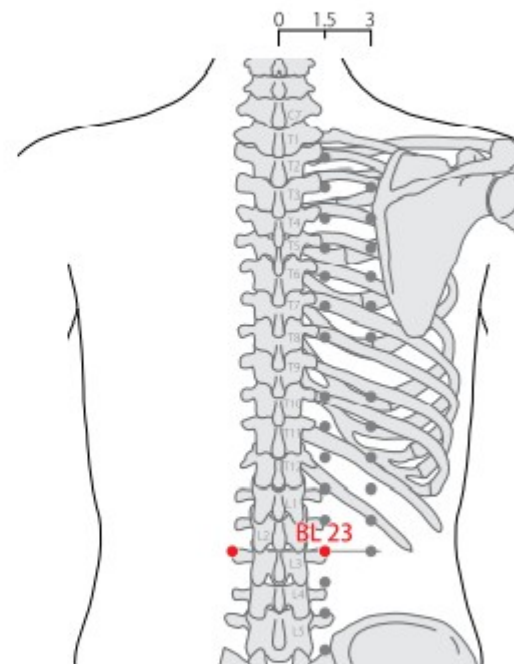


KI3

SHU - V23

BL23: Shenshu 腎俞 (俞)

In the lumbar region, at the same level as the inferior border of the spinous process of the second lumbar vertebra (L2), 1.5 B-cun lateral to the posterior median line.



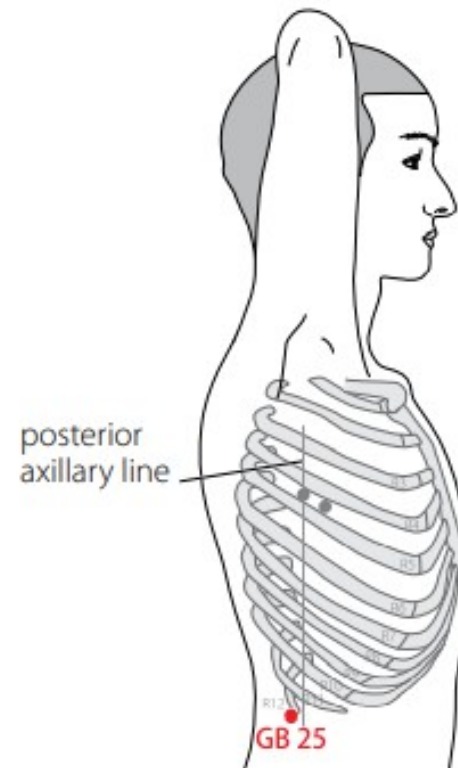
BL23

MU- VB25

GB25: Jingmen 京門(门)

On the lateral abdomen, inferior to the free extremity of the 12th rib.

Note: GB25 can be located while the subject is lying on the side with the shoulder flexed. The free extremity of the 12th rib can be palpated below the inferior border of the costal arch posterior to the posterior axillary line.

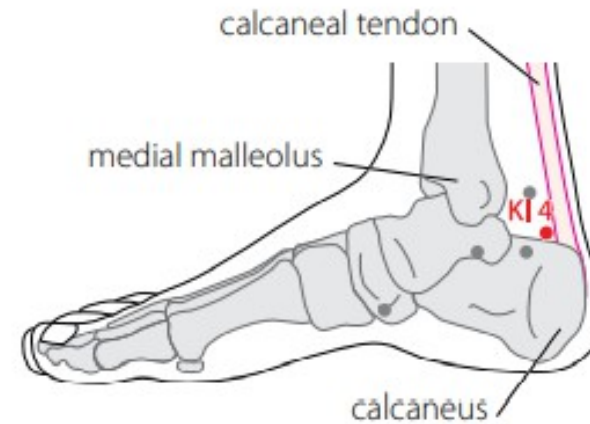


GB25

R4 Luo

KI4: Dazhong 大鍾 (钟)

On the medial aspect of the foot, postero-inferior to the medial malleolus, superior to the calcaneus, in the depression anterior to the medial attachment of the calcaneal tendon.

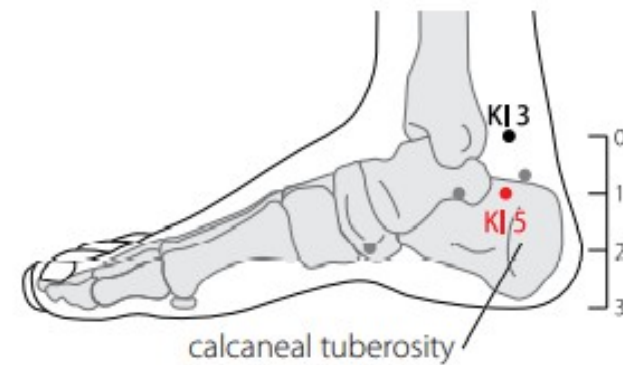


KI4

R5 XI

KI5: Shuiquan 水泉

On the medial aspect of the foot, 1 B-cun inferior to KI3, in the depression anterior to the calcaneal tuberosity.



KI5

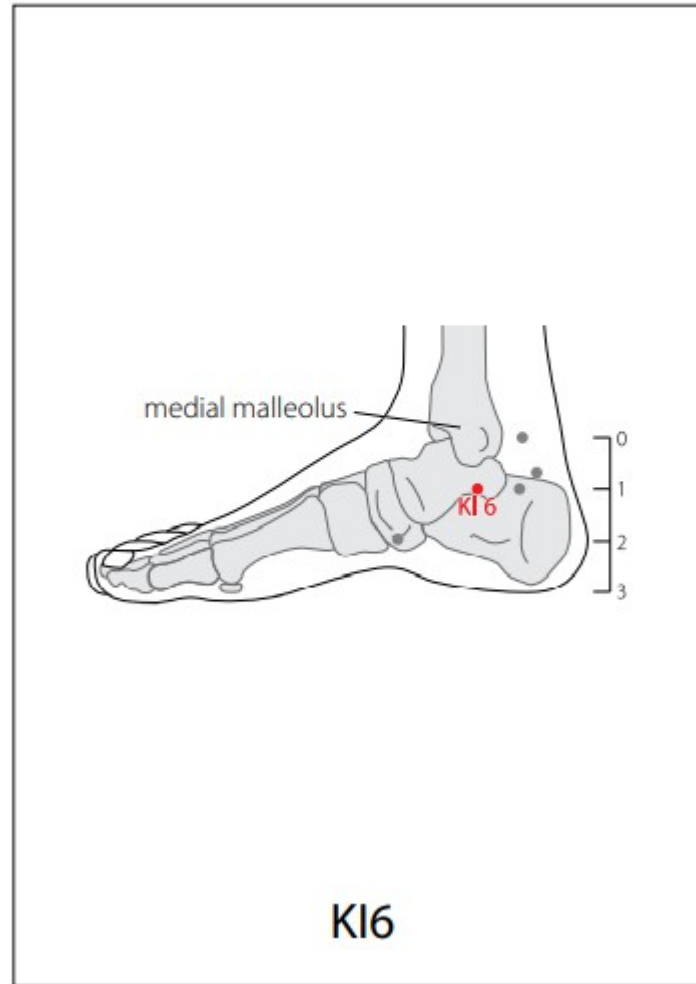
CUALIDAD	PUNTO
Pozo-MADERA (D)	R1
Manantial-FUEGO	R2
Arroyo- TIERRA- Madre	R3
Río-METAL (T)	R7
Mar- AGUA	R10
YUAN	R3
SHU	V23
MU	VB25
LUO	R4
XI	R5

R6

KI6: Zhaohai 照海(海)

On the medial aspect of the foot, 1 B-cun inferior to the prominence of the medial malleolus, in the depression inferior to the medial malleolus.

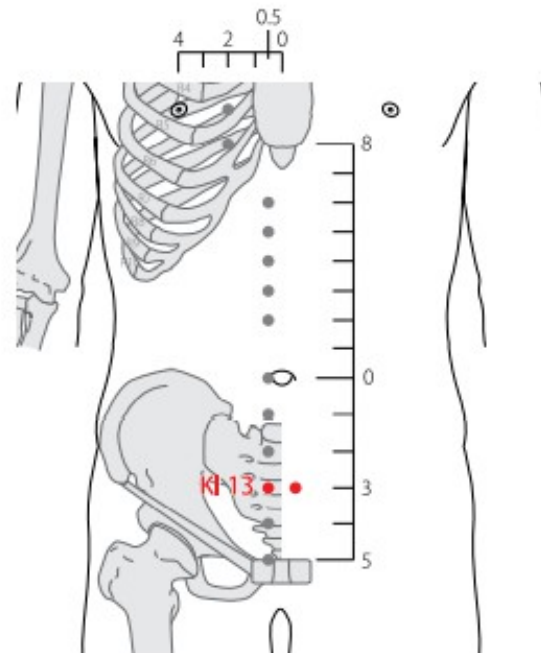
Note: The corresponding lateral point to KI6 is BL62.



R13

KI13: Qixue 氣(气, 气)穴

On the lower abdomen, 3 B-cun inferior to the centre of the umbilicus, 0.5 B-cun lateral to the anterior median line.

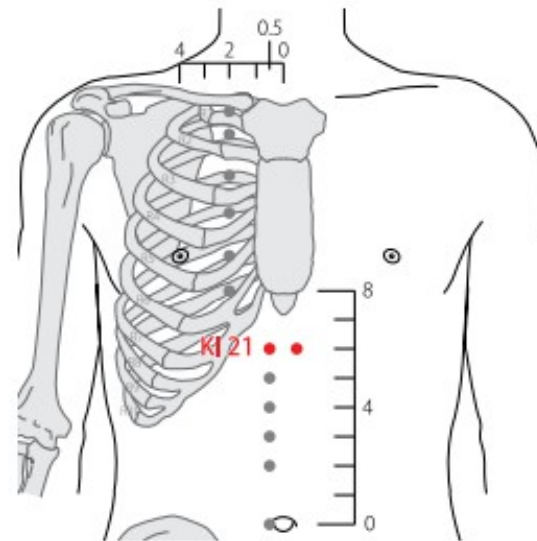


KI13

R21

KI21: Youmen 幽門 (門)

On the upper abdomen, 6 B-cun superior to the centre of the umbilicus, 0.5 B-cun lateral to the anterior median line.

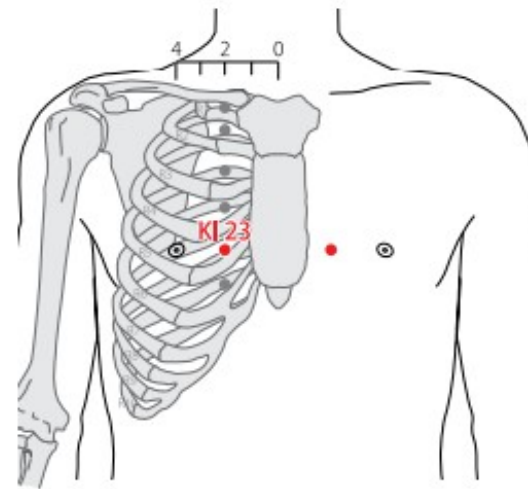


KI21

R23

KI23: Shenfeng 神(神)封

In the anterior thoracic region, in the fourth intercostal space, 2 B-cun lateral to the anterior median line.



KI23

R27

KI27: Shufu 俞(俞)府

In the anterior thoracic region, just inferior to the clavicle, 2 B-cun lateral to the anterior median line.

